




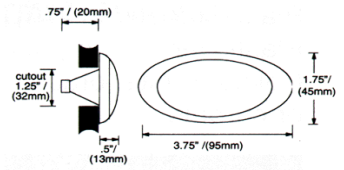


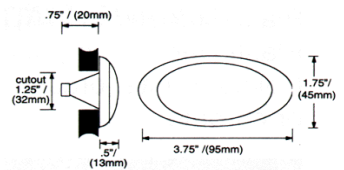


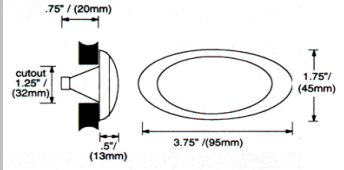


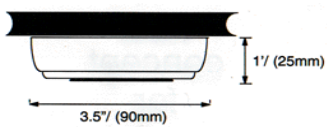
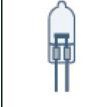


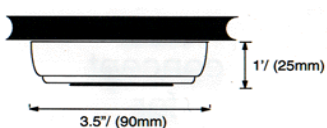
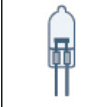


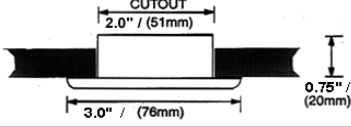
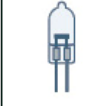

Builder Reference - Brunswick Boat Group


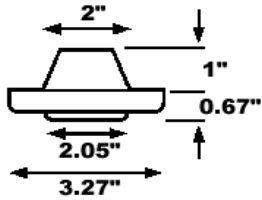
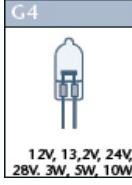



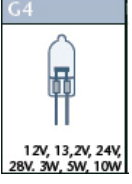



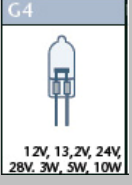



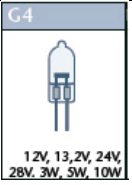



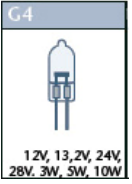


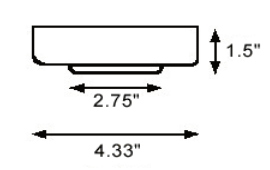


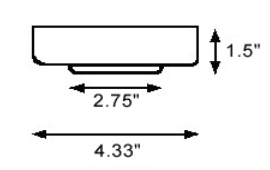
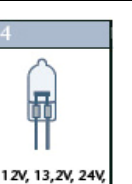


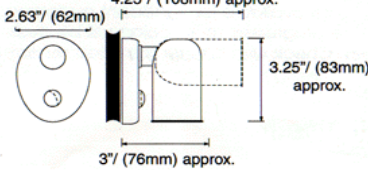
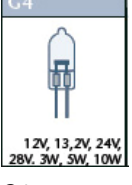

**BAYLINER**


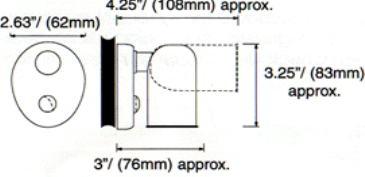
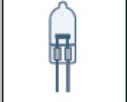


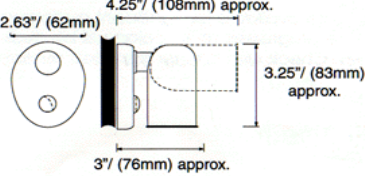
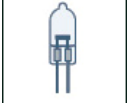


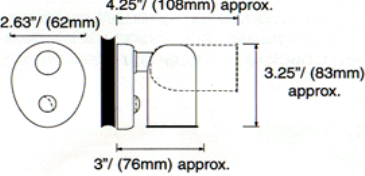
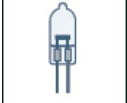


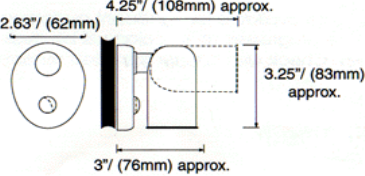
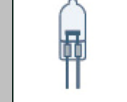


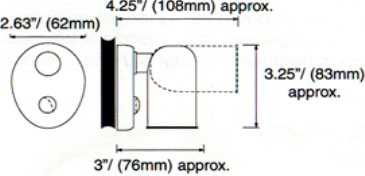
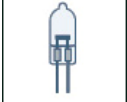

**MAXUM**

**MERIDIAN**  
YACHTS

12 Volt Replacment Bulb Guide and  
12 Volt LED Upgrade Guide  
- by Boat Builder

Boat Builder Part number(s)	Picture Series - Color	Cutout	Intercon Part #	Replacement Bulb	Replacement LED bulb
1697025	 Elipse- Gold		8895-G	 3W, 5W 3 watt	Not available
1749607	 Elipse - Sandstone		8895-SA	 3W, 5W 3 watt	Not available
1771677	 Elipse - Chrome		8895-CR	 3W, 5W 3 watt	Not available
1694773	 Color Ring - Dream White		8007-DW5/DW	 12V, 13, 2V, 24V, 28V. 3W, 5W, 10W G45 - 5 watt	 <b>NEW</b> (10 LEDs) 2.4W 2.4 watt
1694774	 Color Ring - Dr White - Switch		8007-DW5/DWS	 12V, 13, 2V, 24V, 28V. 3W, 5W, 10W G45 - 5 watt	 <b>NEW</b> (10 LEDs) 2.4W 2.4 watt
1885230	 Nova with Spring Clip		8778-CR	 12V, 13, 2V, 24V, 28V. 3W, 5W, 10W G410 - 10 watt	 <b>NEW</b> (10 LEDs) 2.4W 2.4 watt

1702892			8308-DW	 12V, 13,2V, 24V, 28V. 3W, 5W, 10W	 <b>NEW</b> (10 LEDs) 2.4W
1703463			61324 -special note - this link is to a 10 watt fixture. If your original light has 5 watt the 10 watt may be too much for your wiring.	 12V, 13,2V, 24V, 28V. 3W, 5W, 10W	 <b>NEW</b> (10 LEDs) 2.4W
1762818			8507-CPN5- special note - this link is to a 10 watt fixture. If your original light has 5 watt the 10 watt may be too much for your wiring.	 12V, 13,2V, 24V, 28V. 3W, 5W, 10W	 <b>NEW</b> (10 LEDs) 2.4W
1878829			8507-CRH10	 12V, 13,2V, 24V, 28V. 3W, 5W, 10W	 <b>NEW</b> (10 LEDs) 2.4W
1878830			8507-CRS	 12V, 13,2V, 24V, 28V. 3W, 5W, 10W	 <b>NEW</b> (10 LEDs) 2.4W
02586, 560			56070	 3W, 5W	Not available
1702891			58244 - special note - this link is to a 10 watt fixture. If your original light has 5 watt the 10 watt may be too much for your wiring.	 12V, 13,2V, 24V, 28V. 3W, 5W, 10W	 <b>NEW</b> (10 LEDs) 2.4W
1694775			8006-DW5/DW	 12V, 13,2V, 24V, 28V. 3W, 5W, 10W	 <b>NEW</b> (10 LEDs) 2.4W

1694776	 Tube- Sandstone /gold trim	 Tube	8006-SA5/GD	 G45 - 5 watt 12V, 13,2V, 24V, 28V. 3W, 5W, 10W	 G4LEDs NEW (10 LEDs) 2.4W 2.4 watt
1696188	 Tube - Gold	 Tube	8006-GD5/GD	 G45 - 5 watt 12V, 13,2V, 24V, 28V. 3W, 5W, 10W	 G4LEDs NEW (10 LEDs) 2.4W 2.4 watt
1696962	 Tube - Champagne	 Tube	8006-CPN5/CPN	 G45 - 5 watt 12V, 13,2V, 24V, 28V. 3W, 5W, 10W	 G4LEDs NEW (10 LEDs) 2.4W 2.4 watt
1771679	 Tube- Chrome	 Tube	8006-CR	 G45 - 5 watt 12V, 13,2V, 24V, 28V. 3W, 5W, 10W	 G4LEDs NEW (10 LEDs) 2.4W 2.4 watt
1749746	 Tube - Sandstone/Chrome ring	 Tube	8006-SA5/CR	 G45 - 5 watt 12V, 13,2V, 24V, 28V. 3W, 5W, 10W	 G4LEDs NEW (10 LEDs) 2.4W 2.4 watt

For additional 12 volt CD Lights and 12 volt DC LED lights and information - please visit our web site:  
[www.contoure.com](http://www.contoure.com)